


Control unit REGLO-E CPF *Digital* / -Remote

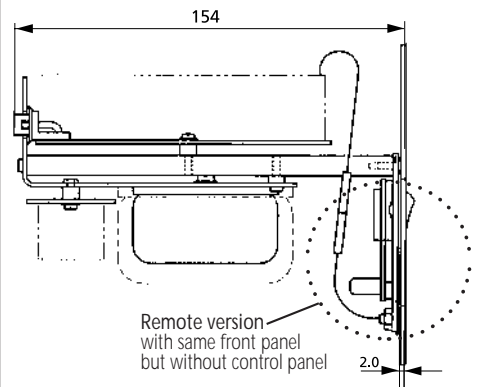
for DC motor with encoder



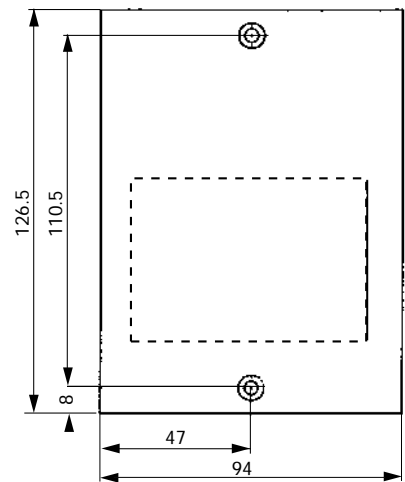
Control unit REGLO-E CPF *Digital* / -Remote
(Remote = without control panel)

Operating panel
REGLO-E CPF *Digital*

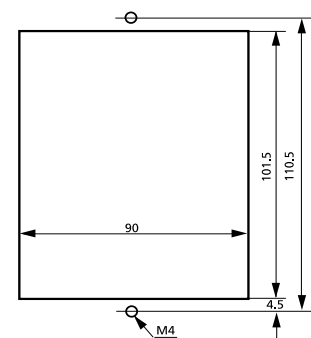
Side view (mm)



Front view (mm)



Mounting cut-out (mm)



Technical specifications

Mains connection	230 V / 50/60 Hz or 115 V / 50/60 Hz (please indicate on your order)
Power consumption	max. 50 W
Weight	0.700 kg

Interfaces

- RS232 in
for controlling via PC
- RS232 out
for cascading up to 8 control units
- Digital input (TTL-level)
Start/Stop, Autostart
- Analog output
Speed output

Operating panel

- On/Off switch
- LED display
- Membrane key-pad (6 keys) for:
Run/Stop, Up and Down (value setting),
rotation direction, calibration, operating
mode (MODE key)
- Selectable operating modes:
 - Pumping by speed (rpm)
 - Pumping by flow rate (ml/min)
 - Dispensing by volume (ml)
 - Intermittent dispensing
(repetitive dispensing by volume with
pre-set pause time)
 - Pause time setting (from 0.1s to 999h)
 - Drip-free dispensing
 - Volume setting of the piston stroke
- Calibration functions:
 - Flow rate (ml/min)
 - Dispensing volume (ml)

Ordering information

Model	REGLO-E CPF <i>Digital</i>	REGLO-E CPF <i>Digital</i>
	IS 3447A	on request

Please note

Included with delivery:
data sheet for installation and electrical
connections

Data sheet
089
30.09.05